

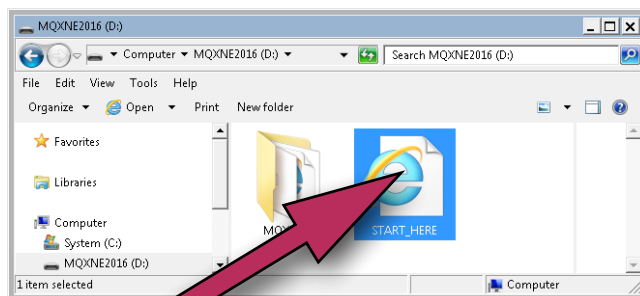
Machine Quilters Exposition Photo Memory Stick

MQX Quilt Festival-New England 2016™

Instructions for Viewing High Resolution Images on your Computer

Here are some instructions on how to get started:

1. From "My Computer" window of Microsoft Windows, or the "desktop" of Apple Macintosh, locate and open "MQXNE2016".
2. To view the photos open the "START_HERE.html" file, double-click the mouse on it, and it should open.



Open this icon to start image browser.

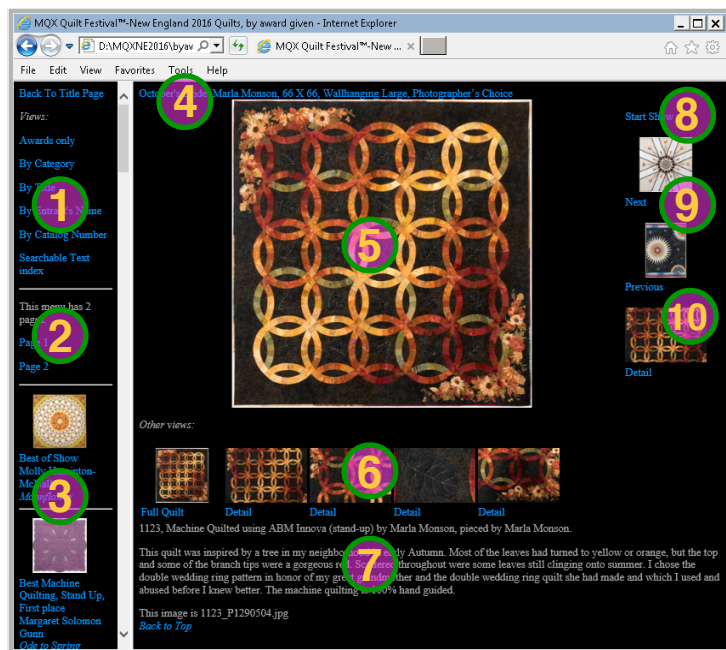
Accessing the photos is more convenient if you copy the content to your hard drive, and set the memory stick aside as a backup. Moving the photos also allows you to use them as wallpaper or screen saver. The memory stick contains over 24,700 files in nearly 13 gigabytes; it can take some time to complete the copy. (About 20 minutes on my modest PC.)

1. Create a new folder in your "My Pictures" folder, and name it "MQXNE2016".
2. Copy both items from the memory stick into this new folder (this will take a while)
3. Eject the memory stick, and start from START_HERE.html in this new folder.

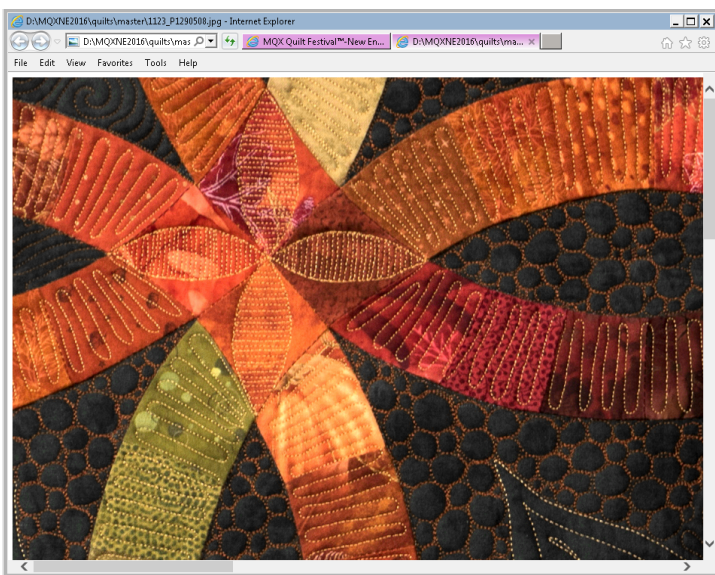
Note: The movies will play better if you open them directly with Windows Media Player or Quicktime Player, rather than through the browser. They can be found in the folder MQXNE2016/movies.

The numbered areas indicate the special features of the high resolution image browser:

- ① a menu that takes you to other views. From here you can choose the ordering of the images.
- ② a menu that switches pages in the "thumbnail" menu column. There are 50-60 thumbnails on each page. (In category view, each category is a separate page.)
- ③ a thumbnail image of each photo in order, click on one to jump to that specific image.
- ④ the title, entrant, and awards this entry received at this show.



The example page used here is the photographer's choice quilt, "October's Bride" by Marla Monson.



The extreme close-up is a pop-up, you may have to enable pop-ups in your web browser to see it. If you click on the image in the pop-up, it will zoom in to the photograph's highest level of detail. These images are suitable for printing.

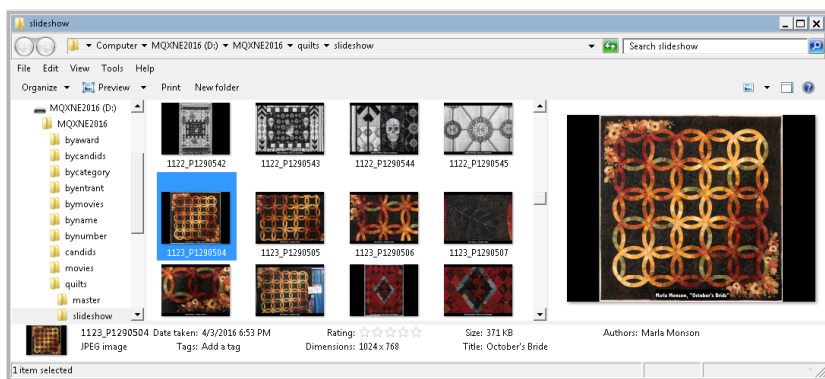
- ⑤ the main photo. If you click on this image, another window will open with the high-resolution image. If you click within this pop-up, you will view the extreme close-up.
- ⑥ alternate views of this quilt, such as close-up details, or a photo from the show floor.
- ⑦ more detailed information and description of the entry.
- ⑧ the "start show" link will start a slide show. In this mode, the next photo is opened automatically every few seconds. Clicking on any link will stop the slide show.
- ⑨ the next and previous photos in the slide show. These usually appear to the right of the main photo (as shown), but if your browser window is too narrow, they will appear below the main photo.
- ⑩ next view of this quilt, cycles through the available detail and alternate views.

Where are the pictures? To access the photos for use as screen saver, or wallpaper, or to print, you can copy them directly from the memory stick. The file name for each photo is listed at the bottom of the information page, where it reads "This image is", followed by a file name. The name begins with the quilt number.

Studio photos of quilts are in the "quilts" folder, everything else is in "candid". Folders that begin with "by..." are for HTML files and do not contain photos.

For printing and full-screen display, use the large images in the "master" folder. For use on web pages, smart phones, or certain screen savers that make a collage, the images in the "slideshow" folder are a good size, and include captions. For a smaller size, use the smaller images in the "web" folder.

On Windows 7, you can get a full screen slide show by selecting the "Preview" command here.



Jeff and Cricket Quilts
22 Stage Rd.
Chelmsford, MA 01824
978-455-6334

e-mail: jeff@JNCQuilts.com
Internet: www.JNCQuilts.com

HTML files and Photos ©2016 Jeffrey Lomicka
See included file copyright.html for details.

More detailed instructional videos can be viewed on line at:
<http://www.JNCquilts.com/MQX/>

MQX Quilt Festival is a trademark of
Machine Quilters Exposition LLC